



Applications

Varifix thermostats are designed especially to facilitate the replacement of refrigeration controllers on site. The model indicates the typical intended use.

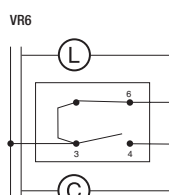
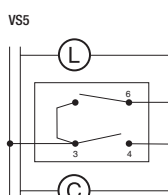
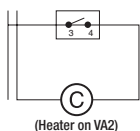
Common features

Electrical rating: 6A inductive at 250V~ (VW8 16A inductive at 250V~) VS5/VR6 0,1A signal contacts.

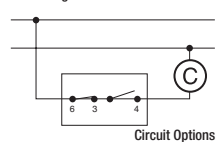
Model	Part number	Application	specifications									
			capillary mm	cold cut-out	cold cut-in	warm cut-out	warm cut-in	defrost	signal	terminals faston (mm)	packaging (pcs/box)	
VC1	K50P1110	1 door refrigerator	1200	-23.5	-14.5		2				6.3	50
VC101	K50H1104	1 door refrigerator	1200	-22.5		-5	2				4.8	80
VC110	K50H1108	bottle refrigerator	2000	-12	-4		4				4.8	80
VA2	K50P1174	absorption refrigerator	2000	-18	-14.5		3.5				6.3	50
VA102	K50H1105	absorption refrigerator	1200	-18	-14.5		3.5				4.8	80
VF3	K50P1117	freezer no signal, ice cream cabinet	2000	-34		-16.5	-12				6.3	50
VF103	K50H1106	freezer no signal, ice cream cabinet	2000	-32		-16.5	-12				4.8	80
VP4	K60P1013	1 door refrigerator with manual defrost	1200	-25		-10	-4	5.5			6.3	50
VP104	K60L2024	1 door refrigerator with manual defrost	1600	-19		-11	-1	7.5			4.8	50
VP111	K60L2025	2 door refrigerator with manual defrost	1500	-31		-13	-5	5			4.8	50
VS5	K54P1102	freezer with active signal	2000	-34		-16.5	-12		5° (above warm cut-in)		6.3	50
VS105	K54H1404	freezer with active signal	2000	-34		-16.5	-12		5° (above warm cut-in)		4.8	80
VR6	K54P3100	freezer with passive signal	2000	-34		-16.5	-12		5° (above warm cut-in)		6.3	50
VR106	K54H3400	freezer with passive signal	2000	-32		-20	-15		5° (above warm cut-in)		4.8	80
VB7	K50P1118	liquid refrigerator, bottle refrigerator	1200	-3	2		12.5				6.3	50
VB107	K50H1107	liquid refrigerator, bottle refrigerator	2000	-3	2		12.5				4.8	80
VT9	K59L1102	2 door refrigerator	1200	-26	3.5	-11	3.5				6.3	50
VT93	K59P1662	2 door refrigerator	3000	-26	3.5	-11	3.5				6.3	50
VI109	K59H1303	2 door refrigerator	2000	-21	4.5	-6.5	4.5				4.8	80
VI 112	K59H2805	2 door refrigerator	1500	-28	5	-11	5				4.8	80
VW8	K55L5010	air conditioner	1200	15	max diff 3.6		34				6.3	50
VX0	K59P1620	2 door refrigerator	1500	-15	3.5	-5	3.5				6.3	50
VG7	K50P1115	soft drinks refrigerator with positive temperatures	2000	1.5	4		11				6.3	50

K VARIFIX - Wiring diagrams

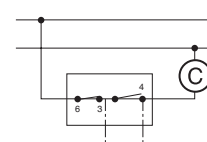
VC
VA
VF
VG
VW



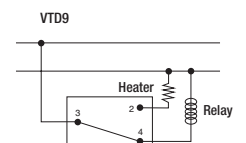
VX0/VT9 Replacement for Larder Refrigerator or 2 Door Cabinet



Control with "OFF" position for Heat Leakage Defrost



Control with "OFF" using Heater Assisted Defrost



Control with Heater & Relay Controlling Compressor and By-pass Valve