

**COMPRESSOR**

Displacement (cm <sup>3</sup> )	8.85
Diameter (mm)	25.4
Stroke (mm)	17.47
Net Weight (Kg)	10.8
Oil type	ISO VG 22 ESTER
Oil charge (cm <sup>3</sup> )	300

**MOTOR**

Approximate Power (CV)	1/4
Voltage/Frequency (V/Hz)	220V 50Hz
Voltage range (V)	187-264
Code	63,110
Type	CSIR
Phase number	1 PH
Locked rotor current (A)	12.0
Main W. resist. at 25°C (Ω)	7.49
Start W. resist. at 25°C (Ω)	32.83

**APPLICATION**

Application	High/Mid. back pressure
Refrigerant	R134a
Evaporating (°C)	-25 to 10
Expansion	Capillar/Valve
Comp. cooling	Fan cooled
Max. ambient temp. (°C)	43

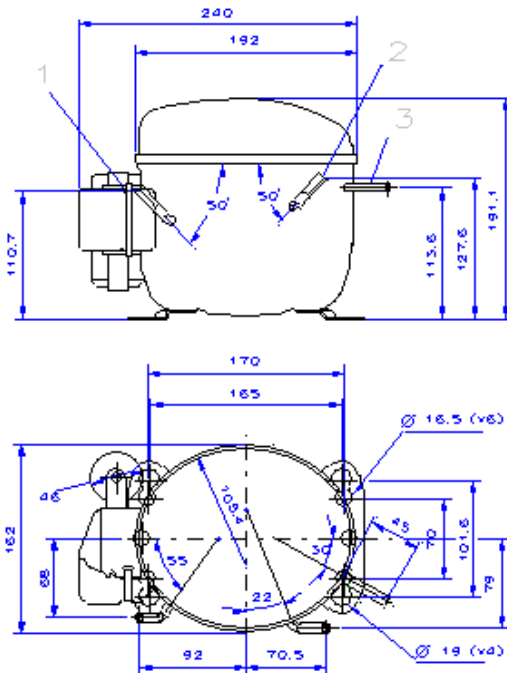
NOMINAL PERFORMANCE	CYCLE C	CYCLE D
Cooling capacity (W)	661	791
Input power (W)	346	360
EER (kcal/Wh)	1.64	1.88
COP (W/W)	1.90	2.19
Current (A)	2.03	2.09

**TEST CONDITIONS**

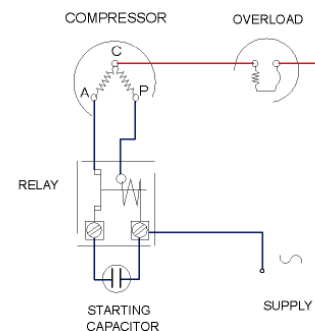
Evaporating temp. (°C)	5.0	7.2
Condensing temp. (°C)	55.0	55.0
Liq.t. entering expan. (°C)	55.0	46.0
Ambient t. and return (°C)	32.0	35.0
Tens/Freq (V/Hz)	220V 50Hz	220V 50Hz

**ELECTRICAL COMPONENTS**

Relay	9660 A 138	MTRP 43	
Pick-Up (A)	6,20	6,10	
Drop-Out (A)	5,25	5,20	
Protector	MRP56AMK	T0057	AE39FHY
Current (A)	9.4	8.5	9.0
Time check (seg)	7.5-14	7.5-14	7.5-14
Disc temp. (Open/Close) (°C)	105.0 / 61.0	105.0 / 61.0	105.0 / 62.0
Starting capacitor (μF/V)/F/V)	47- 56 / 330		

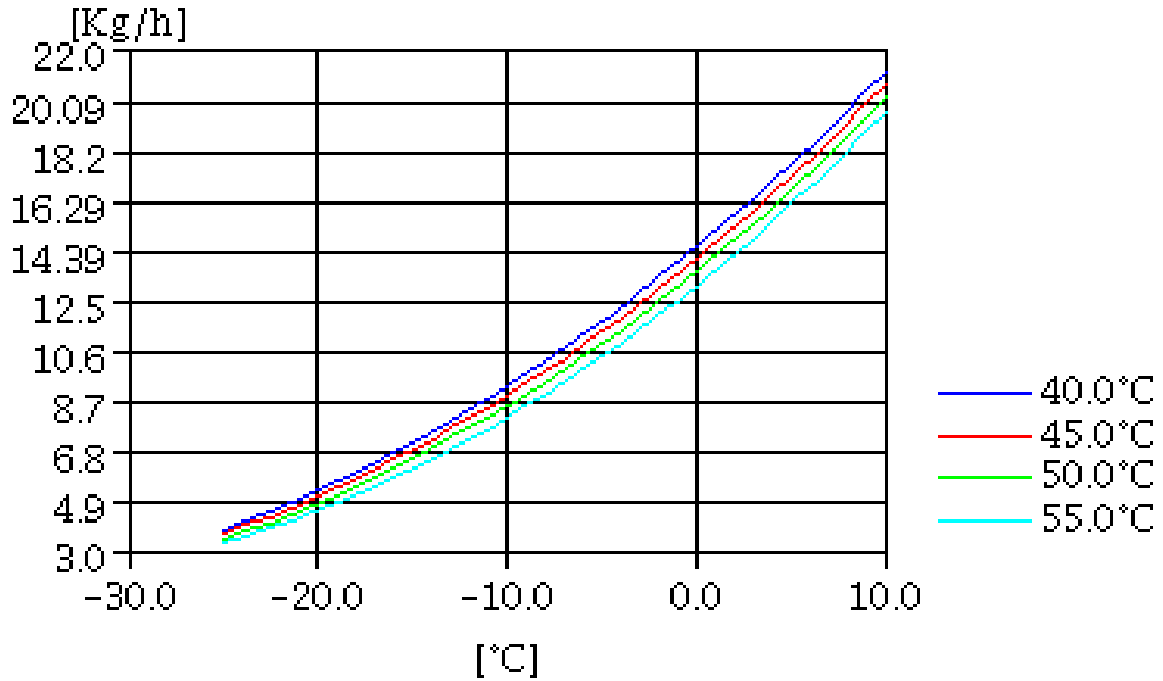
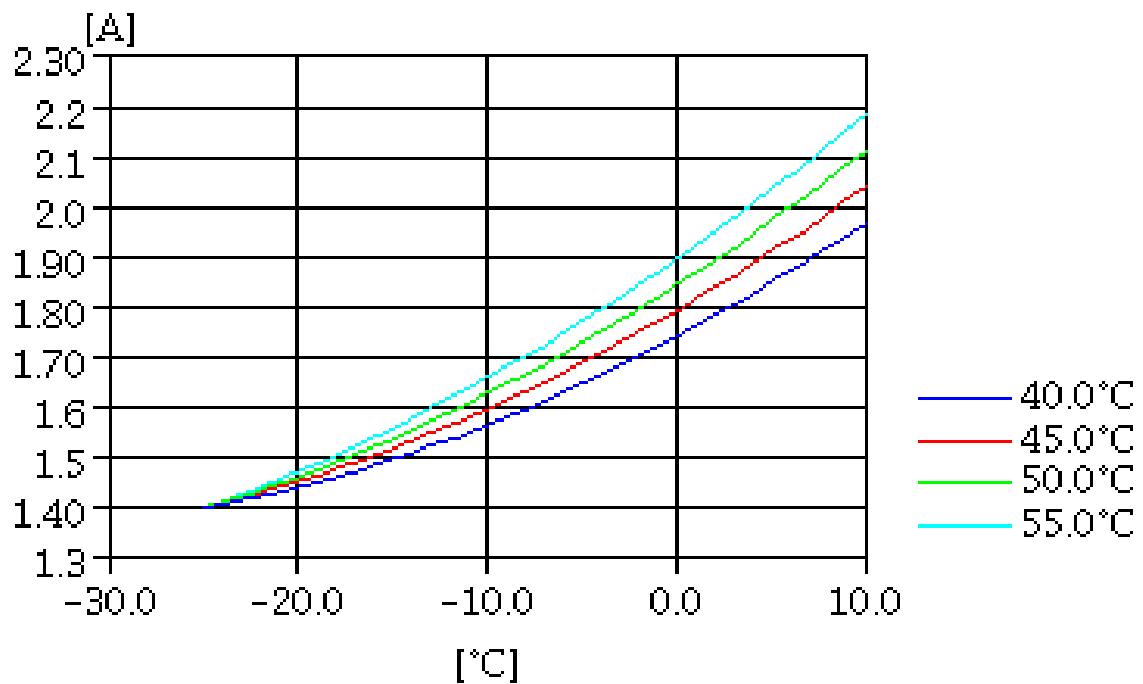
**DIMENSIONS AND ELECTRICAL DIAGRAM**


DESIGNATION	INTERNAL DIAM. (MM)
1 Suction/Service	6,5
2 Service/Suction	6,5
3 Discharge	4,9

**CSIR**


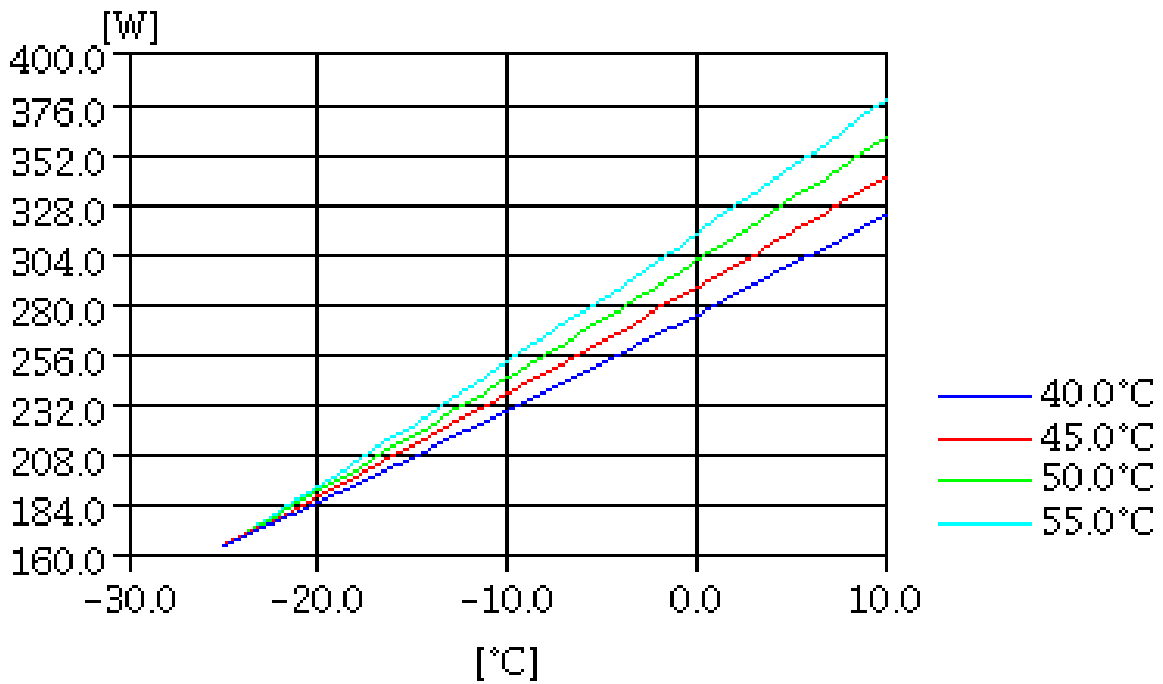
**TEST CONDITIONS**

Voltage/frequency	220V 50Hz
Ambient t. and return	35 °C
Liq.t. entering expan.	Subcooling 9 K

**MASS FLOW**

**CONSUMPTION**


**TEST CONDITIONS**

Voltage/frequency	220V 50Hz
Ambient t. and return	35 °C
Liq.t. entering expan.	Subcooling 9 K

**INPUT W**

**COOLING CAPACITY**
